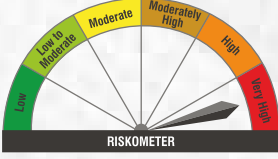
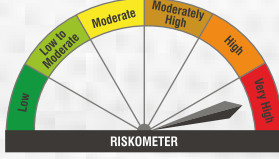


Small Yet Precious Bank of India Small Cap Fund

Features



PRODUCT LABEL	Risk-o-meter is based on the scheme portfolio as on June 30, 2025	Benchmark* Risk-o-meter as on June 30, 2025	Bank of India Small Cap Fund (An open ended equity scheme predominantly investing in small cap stocks)
	 <p>Investors understand that their principal will be at very high risk</p>	 <p>Benchmark riskometer is at very high risk</p>	<p>This product is suitable for investors who are seeking*:</p> <ul style="list-style-type: none"> Long term capital appreciation. Investment predominantly in equity & equity related instruments of Small Cap companies. <p>*Investor should consult their financial advisor if they are not clear about the suitability of the product.</p>

#NIFTY Smallcap 250 TRI (Tier 1)



1800-266-2676 & 1800-103-2263



www.boimf.in



service@boimf.in

To invest scan the QR code:



Fund Performance - Regular Plan

(As on June 30, 2025)

Fund Manager - Alok Singh				Current Value of Standard Investment of ₹ 10000		
Period [@]	Scheme Returns (%) ^	Benchmark Returns [#] (%)	Additional Benchmark Returns ^{##} (%)	Scheme Returns (₹)	Benchmark Returns [#] (₹)	Additional Benchmark Returns ^{##} (₹)
1 year	2.36%	4.62%	7.54%	10,236	10,462	10,754
3 years	26.93%	30.95%	18.72%	20,464	22,471	16,741
5 years	35.06%	35.36%	21.33%	44,981	45,475	26,307
Since inception*	26.81%	21.40%	15.17%	47,230	35,527	25,168

#Nifty Smallcap 250 TRI
##Nifty 50 TRI
^ Past performance may or may not be sustained in the future. *Date of Allotment - December 19, 2018. Above returns are in Compounded Annual Growth Rate (CAGR). @ In case, the start date or the end date of the concerned period is a non-business day, the NAV of the previous business day is considered for computation of returns.

➤ Mr. Alok Singh has been managing this scheme from October 1, 2024. In addition to this, he manages 7 other open-ended schemes and co-manages 1 scheme of Bank of India Mutual Fund.

➤ Period for which scheme's performance has been provided is computed basis on last working day of the Month-end preceding the date of publication.

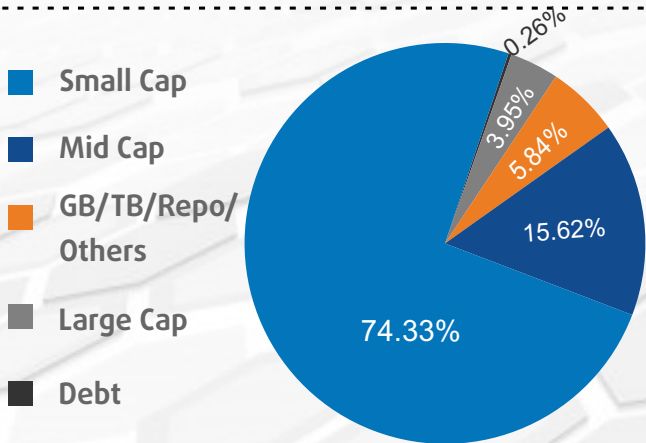
➤ Different plans shall have a different expense structure.

➤ For performance of other schemes managed by Mr. Alok Singh and direct plan of this scheme, [click here](#)

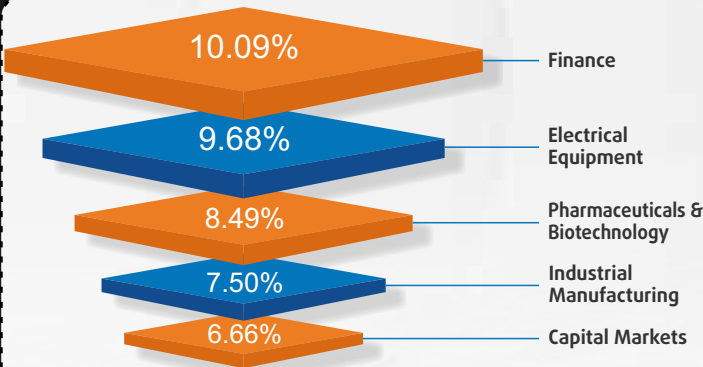
Top 10 Equity Holdings

Lloyds Metals And Energy Limited	3.54%
Quality Power Electrical Eqp Ltd	2.87%
CreditAccess Grameen Limited	2.49%
Housing & Urban Development Corp. Ltd.	2.49%
Kaynes Technology India Limited	2.40%
Eris Lifesciences Limited	2.38%
Acutaas Chemicals Limited	2.25%
Sky Gold And Diamonds Limited	2.21%
PNB Housing Finance Limited	2.16%
NTPC Green Energy Limited	2.04%

MCAP Categorization



Top 5 Sector Allocation



Asset Allocation

Equity Holdings	93.90%
Cash & Cash Equivalent	5.69%
Money Market Instruments	0.26%
Government Bond & Treasury Bill	0.15%

The above details are as on June 30, 2025



1800-266-2676 & 1800-103-2263



www.boimf.in



service@boimf.in

To invest scan the QR code:

