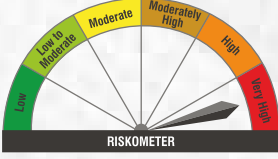
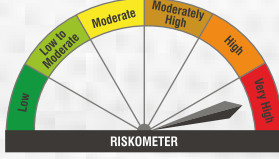


Small Yet Precious Bank of India Small Cap Fund

Features



PRODUCT LABEL	Risk-o-meter is based on the scheme portfolio as on May 31, 2025	Benchmark* Risk-o-meter as on May 31, 2025	Bank of India Small Cap Fund (An open ended equity scheme predominantly investing in small cap stocks)
	 <p>Investors understand that their principal will be at very high risk</p>	 <p>Benchmark riskometer is at very high risk</p>	<p>This product is suitable for investors who are seeking*:</p> <ul style="list-style-type: none"> Long term capital appreciation. Investment predominantly in equity & equity related instruments of Small Cap companies. <p>*Investor should consult their financial advisor if they are not clear about the suitability of the product.</p>

#NIFTY Smallcap 250 TRI (Tier 1)



1800-266-2676 & 1800-103-2263



www.boimf.in



service@boimf.in

To invest scan the QR code:



Fund Performance - Regular Plan

(As on May 30, 2025)

Fund Manager - Alok Singh				Current Value of Standard Investment of 10000		
Period [@]	Scheme Returns (%) ^	Benchmark Returns [#] (%)	Additional Benchmark Returns ^{##} (%)	Scheme Returns (₹)	Benchmark Returns [#] (₹)	Additional Benchmark Returns ^{##} (₹)
1 year	10.48%	8.36%	11.08%	11,048	10,836	11,108
3 years	24.33%	25.65%	15.56%	19,218	19,836	15,432
5 years	35.98%	37.60%	22.29%	46,575	49,420	27,380
Since inception*	26.67%	20.66%	14.79%	45,970	33,587	24,348

#Nifty Smallcap 250 TRI
 ##Nifty 50 TRI
 ^ Past performance may or may not be sustained in the future. *Date of Allotment - December 19, 2018. Above returns are in Compounded Annual Growth Rate (CAGR). @ In case, the start date or the end date of the concerned period is a non-business day, the NAV of the previous business day is considered for computation of returns.

➤ Mr. Alok Singh has been managing this scheme from October 1, 2024. In addition to this, he manages 7 other open-ended schemes and co-manages 1 scheme of Bank of India Mutual Fund.

➤ Period for which scheme's performance has been provided is computed basis on last working day of the Month-end preceding the date of publication.

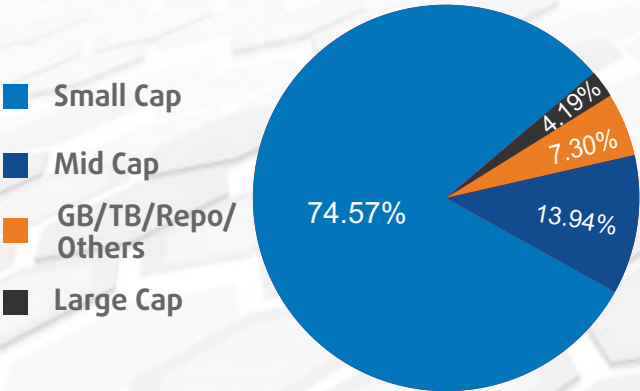
➤ Different plans shall have a different expense structure.

➤ For performance of other schemes managed by Mr. Alok Singh and direct plan of this scheme, [click here](#)

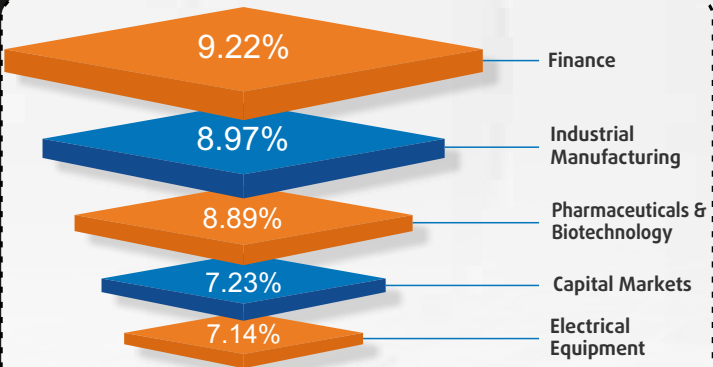
Top 10 Equity Holdings

Lloyds Metals And Energy Limited	3.26%
Housing & Urban Development Corp. Ltd.	2.65%
Kaynes Technology India Limited	2.47%
Acutaas Chemicals Limited	2.43%
Eris Lifesciences Limited	2.35%
NTPC Green Energy Limited	2.27%
CreditAccess Grameen Limited	2.22%
Jyoti CNC Automation Ltd	2.19%
PNB Housing Finance Limited	2.13%
Quality Power Electrical Eqp Ltd	2.12%


MCAP Categorization



Top 5 Sector Allocation



Asset Allocation



The above details are as on May 31, 2025



1800-266-2676 & 1800-103-2263



www.boimf.in



service@boimf.in

To invest scan the QR code:

