

A mix of 3 put together to build a sustainable portfolio



Bank of India Multicap Fund

Key Features



Emphasizes high conviction across market cap



No sector bias



Blend of growth and value



Disciplined allocation across market cap

PRODUCT LABEL	Risk-o-meter is based on the scheme portfolio as on June 30, 2025	Benchmark* Risk-o-meter as on June 30, 2025	Bank of India Multi Cap Fund (An open ended equity scheme investing across large cap, mid cap, small cap stocks)
	<p>Investors understand that their principal will be at very high risk</p>	<p>Benchmark riskometer is at very high risk</p>	<p>This product is suitable for investors who are seeking*</p> <ul style="list-style-type: none"> Long term capital appreciation. Investments in equity and equity related instruments across large cap, mid cap, small cap stocks. <p>*Investor should consult their financial advisor if they are not clear about the suitability of the product.</p>

#NIFTY 500 Multicap 50:25:25 Total Return Index (TRI)



1800-266-2676 & 1800-103-2263



www.boimf.in



service@boimf.in

To invest scan the QR code:



MUTUAL FUND INVESTMENTS ARE SUBJECT TO MARKET RISKS, READ ALL SCHEME RELATED DOCUMENTS CAREFULLY.

**Date of Allotment**

March 03, 2023

**Benchmark**

NIFTY 500 Multicap 50:25:25 TRI

Fund Performance - Regular Plan

(As on June 30, 2025)

Fund Manager - Nitin Gosar**Current Value of Standard Investment of ₹ 10000**

Period [@]	Scheme Returns (%) [^]	Benchmark Returns [#] (%)	Additional Benchmark Returns ^{##} (%)	Scheme Returns (₹)	Benchmark Returns [#] (₹)	Additional Benchmark Returns ^{##} (₹)
1 year	3.57%	5.76%	5.12%	10,357	10,576	10,512
3 years	NA	NA	NA	NA	NA	NA
5 years	NA	NA	NA	NA	NA	NA
Since inception*	28.58%	26.97%	23.06%	17,970	17,448	16,221

#Nifty 500 Multicap 50:25:25 TRI

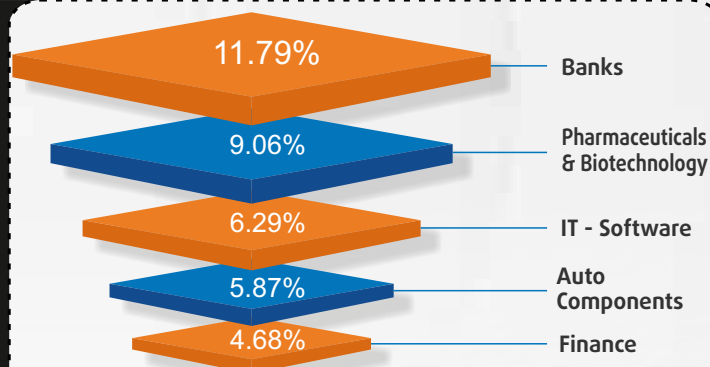
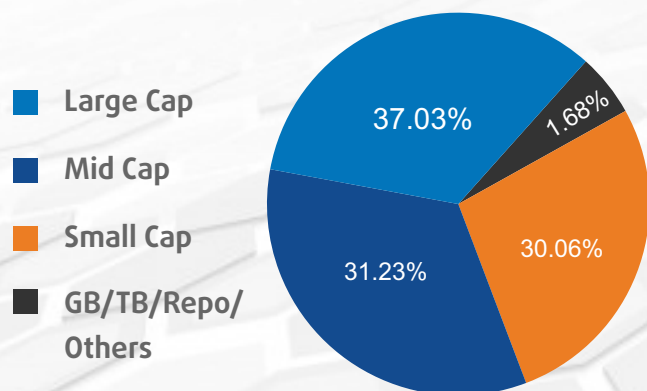
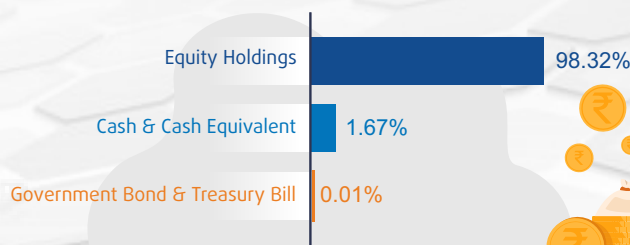
BSE 500 TRI

[^] Past performance may or may not be sustained in the future. *Date of Allotment - March 03, 2023. Above returns are in Compounded Annual Growth Rate (CAGR). [@] In case, the start date or the end date of the concerned period is a non-business day, the NAV of the previous business day is considered for computation of returns.

- Mr. Nitin Gosar has been appointed Fund Manager for this scheme since inception. In addition to this scheme, he manages 3 open ended schemes of Bank of India Mutual Fund.
- Period for which scheme's performance has been provided is computed basis on last working day of the Month-end preceding the date of publication.
- Different plans shall have a different expense structure.
- For performance of other schemes managed by Mr. Nitin Gosar and direct plan of this scheme, [click here](#)

Top 10 Equity Holdings

HDFC Bank Limited	5.42%
Reliance Industries Limited	4.26%
Lloyds Metals And Energy Limited	3.78%
Coforge Limited	3.05%
ICICI Lombard General Insurance Co. Ltd.	2.99%
Hero MotoCorp Limited	2.95%
Eris Lifesciences Limited	2.89%
Manorama Industries Limited	2.76%
Tips Music Limited	2.68%
PB Fintech Limited	2.66%

Top 5 Sector Allocation**MCAP Categorization****Asset Allocation**

The above details are as on June 30, 2025



1800-266-2676 & 1800-103-2263

www.boimf.inservice@boimf.in

To invest scan the QR code:

**MUTUAL FUND INVESTMENTS ARE SUBJECT TO MARKET RISKS, READ ALL SCHEME RELATED DOCUMENTS CAREFULLY.**